


CATÁLOGO TUBOS PARIS

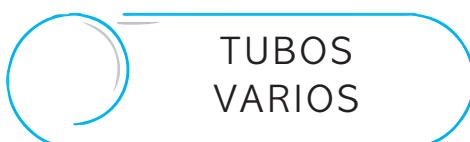
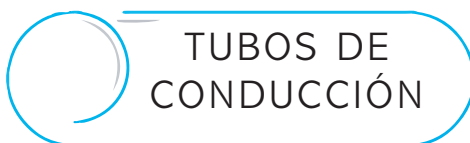

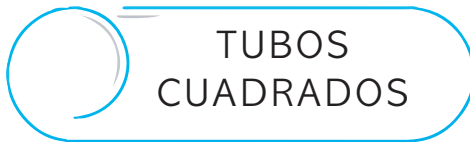
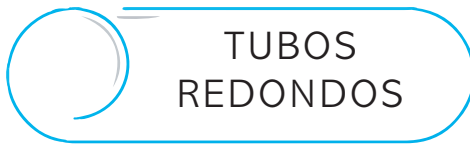
TUBOS



 comercial@tubosparis.es

 91 621 42 12

ÍNDICE

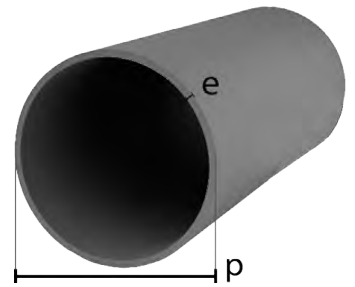


- Troquelado
- Elíptico
- Ornamental



TUBOS REDONDOS

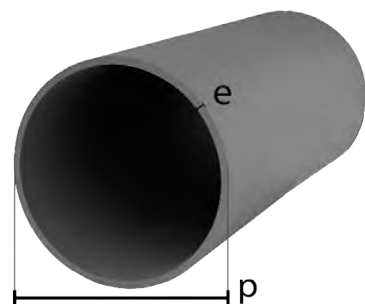
Soldados



Espesores	1	1,5	2	3	4	5	6	7	8	10	12	12,5
Medidas Ø	KG/M	KG/M	KG/M	KG/M	KG/M	KG/M	KG/M	KG/M	KG/M	KG/M	KG/M	KG/M
8	0,18											
10	0,23											
12	0,28	0,40										
13	0,31	0,44										
14	0,33	0,48	0,62									
15	0,36	0,52										
16	0,38	0,56	0,72									
18	0,44	0,63	0,82									
19	0,46	0,67	0,87									
20	0,48	0,71	0,92									
22	0,54	0,79	1,03									
25	0,62	0,90	1,18									
26			1,23									
28	0,69	1,02	1,33									
30	0,74	1,09	1,44									
32	0,80	1,18	1,54									
33,7				2,36								
35	0,87	1,29	1,70									
38	0,95	1,40	1,85									
40	1,00	1,48	1,94	2,85								
42	1,05	1,56	2,05									
42,4				3,03								
43	1,08	1,60	2,10									
45	1,13	1,67	2,20	3,23								
48	1,21	1,79	2,36									
48,3				3,48	4,54							
50	1,26	1,86	2,46	3,62	4,72							
55	1,38	2,06	2,71	4,00	5,23							
57		2,14	2,82	4,16	5,44							
60	1,52	2,25	2,97									
60,3				4,41	5,77							
63		2,37	3,13	4,62	6,05							
65	1,66	2,44	3,23									
70	1,77	2,63	3,48	5,16	6,77							
73		2,75	3,64									
75		2,83	3,75									
76	1,99	2,87	3,80									
76,1				3,80	7,39	9,12	10,83					

TUBOS REDONDOS

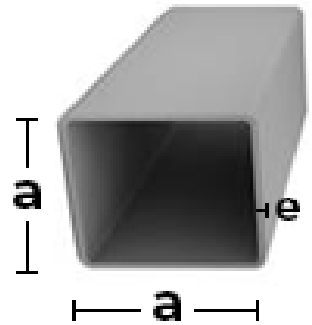
Soldados



Espesores	1	1,5	2	3	4	5	6	7	8	10	12	12,5
Medidas Ø	KG/M	KG/M	KG/M	KG/M	KG/M	KG/M	KG/M	KG/M	KG/M	KG/M	KG/M	KG/M
80		3,02	4,00	5,93	7,80	9,62	11,34					
83		3,14	4,15		8,10							
88,9					8,72	10,71	12,79					
89		3,36	4,46									
90		3,40	4,51	6,70	8,82							
95		3,61	4,76	7,08	9,34							
100		3,82	5,02	7,47	9,85	12,17	14,47		18,93			
101,6					10,02	12,38	14,66		19,24			
108			5,43		10,71							
110				8,24	10,92							
113			5,69	8,47	11,23	13,83	16,43					
114,3				8,56	11,34	14,04	16,64		21,84			
115			5,79									
120			6,05	9,01	11,86							
125					12,38	15,39	18,3	21,22	24,02	29,54		
127					12,58							
133					13,21							
139,7					13,95	17,26	20,59	23,82	27,04	33,28		
152					15,18							
159					15,91	19,76	23,61	27,35	30,99			
164					16,43							
168,3					16,85	20,90	24,96	29,02	32,97	40,56	48,15	49,92
177,8					17,78	22,15	26,42		34,84			
193,7					19,45	24,23	28,91		38,06	47,11	55,95	58,14
200					20,07	25,38	29,85		39,42			
219,1					22,05	27,46	32,76		43,26	53,66	63,75	66,25
244,5					24,65	30,68	36,71		48,57	60,11	71,55	74,36
273					27,56	34,32	41,08		54,39	67,50	80,29	83,51
323,9						40,87	48,88		64,79	80,50	95,99	99,84

TUBOS CUADRADOS


Soldados



Espesores	1	1,5	2	3	4	5	6	8	10	12	12,5
Medidas A x A	KG/M	KG/M	KG/M	KG/M	KG/M	KG/M	KG/M	KG/M	KG/M	KG/M	KG/M
10x10	0,32	0,47									
12x12	0,38	0,56									
14x14	0,44	0,63									
16x16	0,49	0,71									
18x18	0,54	0,80	1,04								
20x20	0,62	0,90	1,16								
22x22	0,68	1,00	1,30								
25x25	0,78	1,14	1,50								
28x28	0,87	1,29	1,69								
30x30	0,95	1,39	1,82								
32x32	1,03	1,52	2,00								
35x35	1,10	1,63	2,15	2,94							
38x38	1,21			3,24							
40x40	1,26	1,88	2,48	3,43	4,37						
45x45		2,13	2,80	3,92							
50x50		2,37	3,13	4,42	5,67	6,82	7,86				
60x60		2,87	3,79	5,40	6,98	8,46	9,83				
70x70		3,37	4,43	6,38	8,29	10,09	11,75				
75x75			4,76								
80x80		3,85	5,10	7,35	9,59	11,75	13,73	17,06			
90x90			5,75	8,33	10,92	13,31	15,70	19,66			
100x100			6,31	9,32	12,17	14,98	17,68	22,26	26,73		
110x110				10,30	13,52	16,64	19,66	24,86	29,85		
120x120				11,23	14,77	18,20	21,53	27,46	33,28	37,44	38,48
125x125				11,75	15,50	19,03	22,57	28,81	34,84	39,42	40,56
130x130				12,27	16,12	19,86	23,50	30,06	36,40	41,19	42,54
140x140				13,31	17,47	21,53	25,48	32,66	39,73	45,24	46,80
150x150				14,25	18,72	23,19	27,46	35,26	43,16	49,40	50,96
160x160				15,18	20,07	24,75	29,43	37,96	46,28	53,04	54,81
175x175				16,64	22,05	27,25	32,34	41,81	51,48	59,28	61,05
180x180				17,16	22,67	28,08	33,38	43,16	52,73	60,84	62,92
200x200					25,27	31,30	37,23	48,36	59,28	68,64	71,03
220x220							41,18	53,56	65,73	76,44	79,25
250x250							47,01	61,46	75,61	88,19	91,52
260x260								64,06	78,83	92,14	95,58

TUBOS RECTANGULARES


Soldados



Espesores	1	1,5	2	3	4	5	6	7	8	10	12	12,5
Medidas A x B	KG/M	KG/M	KG/M	KG/M	KG/M	KG/M	KG/M	KG/M	KG/M	KG/M	KG/M	KG/M
16x10	0,38	0,56										
20x10	0,46	0,66										
20x15	0,54	0,78	1,01									
25x10	0,54	0,78	1,01									
25x15	0,62	0,90	1,16									
25x20	0,70	1,02	1,33									
30x10	0,62	0,90	1,16									
30x15	0,70	1,02	1,33									
30x20	0,78	1,14	1,50									
30x25	0,87	1,27	1,65									
35x10	0,70	1,02	1,33									
35x15	0,78	1,14	1,50									
35x20	0,87	1,27	1,65									
35x25	0,95	1,39	1,82									
40x10	0,78	1,14	1,50									
40x15	0,87	1,27	1,65									
40x20	0,95	1,39	1,82									
40x25	1,03	1,52	1,99	2,70								
40x27				2,80								
40x30	1,10	1,63	2,15	2,94								
40x35		1,76	2,31									
45x10		1,27	1,65									
45x15	0,95	1,39	1,82									
45x20		1,52	1,99									
45x25		1,63	2,15	2,94								
45x30		1,76	2,31									
45x35		1,88	2,48	3,43	4,37							
50x10	0,95	1,39	1,82									
50x15	1,03	1,52	1,99									
50x20		1,63	2,15	2,94								
50x25		1,76	2,31	3,19								
50x30		1,88	2,48	3,43	4,37							
50x35		2,00	2,64	3,68								
50x40		2,13	2,80	3,92	5,02							

TUBOS RECTANGULARES


Soldados



Espesores	1	1,5	2	3	4	5	6	7	8	10	12	12,5
Medidas A x B	KG/M	KG/M	KG/M	KG/M	KG/M	KG/M	KG/M	KG/M	KG/M	KG/M	KG/M	KG/M
60x10		1,63	2,15									
60x15		1,76	2,31									
60x20		1,88	2,48	3,43								
60x25		2,00	2,64									
60x30		2,13	2,80	3,92								
60x40		2,37	3,13	4,42	5,67	6,82	7,86					
60x50		2,64	3,45									
70x20		2,13	2,80									
70x25		2,29	2,86									
70x30		2,37	3,13	4,42	5,67	6,82	7,10					
70x40		2,64	3,45	4,91	6,32	7,63	8,84					
70x50		2,87	3,79	5,40	6,98	8,46	9,83					
80x20		2,37	3,13									
80x30		2,64	3,45	4,91	6,32							
80x40		2,87	3,79	5,40	6,98	8,46						
80x45				5,64	7,30							
80x50		3,14	4,11	5,89	7,63	9,27	10,82					
80x60		3,37	4,43	6,38	8,29	10,09	11,75					
90x20		2,64	3,53									
90x30		2,87	3,79	5,40	6,98							
90x40		3,14	4,11	5,89	7,63	9,27						
90x50		3,37	4,43	6,38	8,29	10,09	11,75					
100x20		2,94	3,92									
100x30		3,14	4,11									
100x40		3,37	4,43	6,38	8,29	10,09	11,75					
100x50		3,59	4,76	6,86	8,93	10,92	12,79					
100x60			5,09	7,35	9,59	11,75	13,73		17,16			
100x80			5,74	8,33	10,92	13,31	15,70		19,76			
110x70												
120x40			5,09						17,16			
120x50												
120x60			5,74						19,76			
120x80								21,11	22,36	26,73		
120x100								22,88				

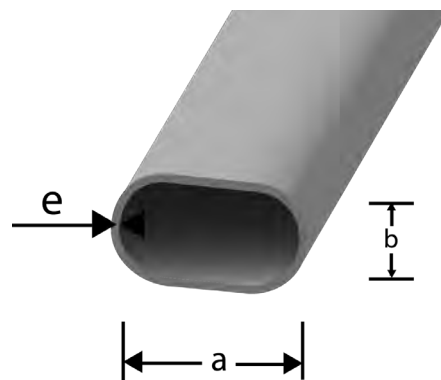
TUBOS RECTANGULARES

Soldados



Espesores	1	1,5	2	3	4	5	6	7	8	10	12	12,5
Medidas A x B	KG/M	KG/M	KG/M	KG/M	KG/M	KG/M	KG/M	KG/M	KG/M	KG/M	KG/M	KG/M
140x60								21,11	22,36			
140x80								22,88	24,96	29,85		
140x100								25,58	27,56			
150x100								26,52	30,16	34,84		40,56
160x80								25,58	27,56	33,28	37,44	38,48
160x120								30,16	34,01			
160x140									36,40			
180x80									30,06	36,40	41,18	42,54
180x100								30,16	34,01	39,73	45,24	46,80
180x120								32,45	36,40	43,16	49,40	50,96
180x140								34,63	39,31			
200x100								32,45	36,40	43,16	49,40	50,96
200x120								34,63	39,31	46,28	53,04	54,81
200x150								38,06	43,06	51,48	59,28	61,05
200x160									43,16	52,73	60,84	62,92
250x100								38,06	43,06	51,48	59,28	61,05
250x150									48,36	59,28	68,64	71,03
250x1200									54,91	67,39	78,42	81,22
300x100									48,36	59,28	68,64	71,03
300x150									54,91	67,39	78,42	81,22
300x200									61,46	75,61	88,19	91,52
300x220									64,06	78,83	92,14	95,58

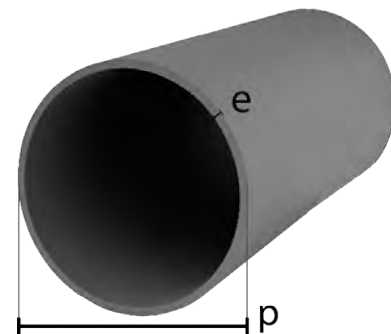
TUBO OVAL



Espesores	0.8	1	1.5	2
Medidas A x B	KG/M	KG/M	KG/M	KG/M
24x12	0.39	0.48	0.70	
25x14	0.42	0.52	0.76	
30x15	0.49	0.60	0.89	1.16
32x14	0.51	0.63	0.92	1.21
40x20	0.66	0.81	1.20	1.58
50x15	0.75	0.93	1.38	1.81
60x20	0.92	1.14	1.69	2.23

TUBOS DE CONDUCCIÓN

Negro liso y roscado



ISO

Medidas	Diámetro x espesor	KG/M
3/8"	Ø 17.2x1.8	0.67
1/2"	Ø 21.3x2.0	0.95
3/4"	Ø 26.9x2.3	1.38
1"	Ø 33.7x2.6	1.98
1 1/4"	Ø 42.4x2.6	2.54
1 1/2"	Ø 48.3x2.9	3.23
2"	Ø 60.3x2.9	4.08
2 1/2"	Ø 76.1x3.2	5.71
3"	Ø 88.9x3.2	6.72
4"	Ø 114.3x3.6	9.75
5"	Ø 139.7x3.75	12.30
6"	Ø 165.1x3.75	14.70

DIN 2440

Medidas	Diámetro x espesor	KG/M
3/8"	Ø 17.2x2.3	0.84
1/2"	Ø 21.3x2.6	1.21
3/4"	Ø 26.9x2.6	1.56
1"	Ø 33.7x3.2	2.41
1 1/4"	Ø 42.4x3.2	3.10
1 1/2"	Ø 48.3x3.2	3.56
2"	Ø 60.3x3.6	5.03
2 1/2"	Ø 76.1x3.6	6.42
3"	Ø 88.9x4	8.36
4"	Ø 114.3x4.5	12.10
5"	Ø 139.7x5	16.20
6"	Ø 165.1x5	19.20

TUBOS VARIOS

TUBOS TROQUELADOS

Mallorquina o Frailero

Puertas (Largo 2.300 mm con 48 ranuras)

Ventanas (Largo 1.400 mm con 28 ranuras)



35x35x1.5



60x40x1.5

TUBO ELÍPTICO



50x13

TUBO ORNAMENTAL



25x1.5 y 30x1.5



TUBOS PARIS S.A.

comercial@tubosparis.es
TELF. 916 214 212